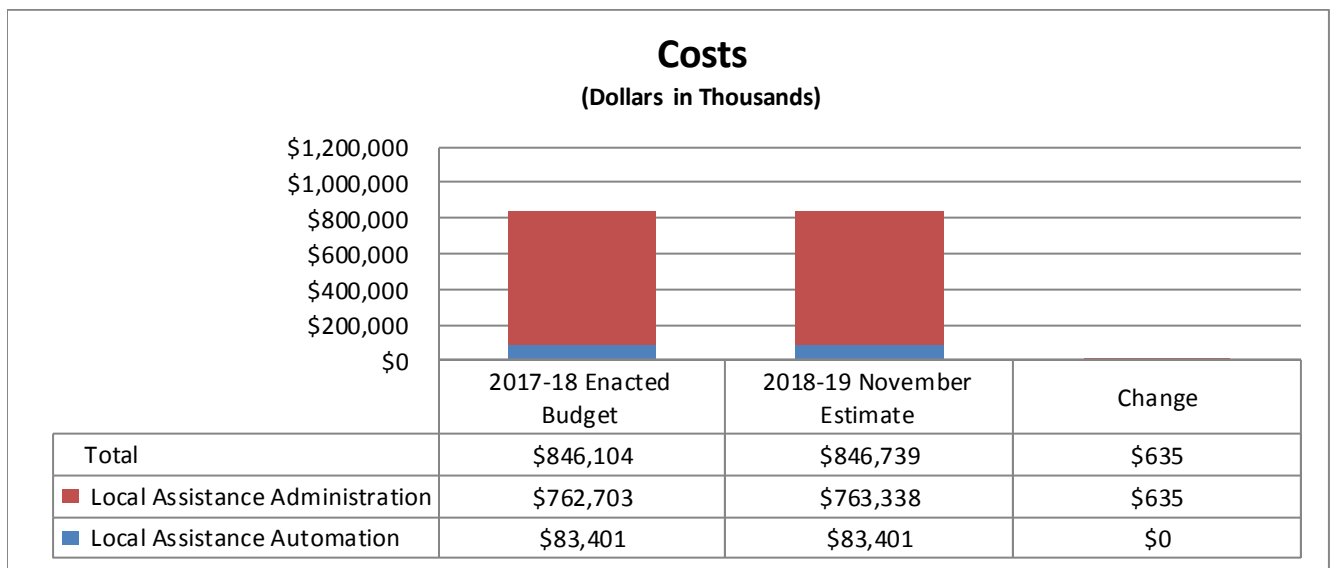




Department of Child Support Services 2018-19 Governor’s Budget Highlights

The mission of the California Child Support Program is to enhance the well-being of children and the self-sufficiency of families by providing professional services to locate parents, establish paternity, and establish and enforce orders for financial and medical support. In comparison to the State Fiscal Year (SFY) 2017-18 enacted budget, the local assistance administration cost are projected to be \$846.7 million (\$261.3 million in General Fund, \$585.5 million other funds) in SFY 2018-19. Unless otherwise noted, the Department’s funding is 66% federal fund and 34% general fund.

Budget Year 2018-19 November Estimate:



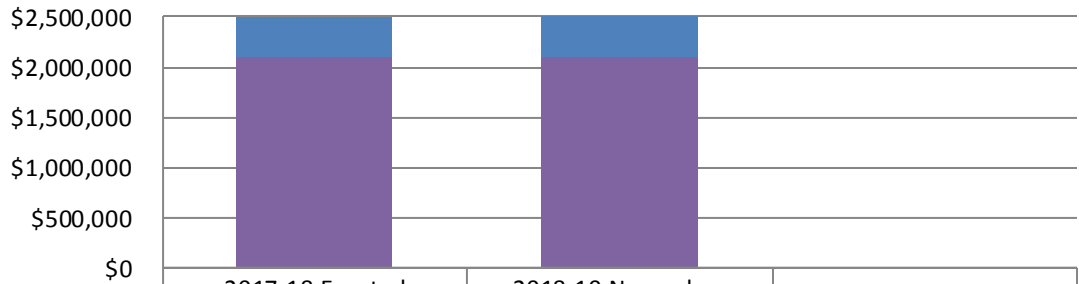
Local Assistance Administration Updates:

- \$962,000 increase for federal performance basic incentives.
- \$231,000 decrease (100% federal funds) for the Section 1115 Grant, Dedicated Daddies Make a Difference.
- \$150,000 decrease (100% federal funds) for the Section 1115 Grant, Non-Custodial Parent Employment Demonstration Project.
- \$118,500 increase for implementation of the Internal Revenue Service, Tax Information Security Guidelines Publication 1075.
- \$66,000 decrease (100% federal funds) for the Section 1115 Grant, Procedural Justice Informed Alternative to Contempt.
- \$1,000 increase (100% General Fund) for the Deficit Reduction Act Mandatory Fee assessment.



Child Support Program Collections

(Dollars in Thousands)

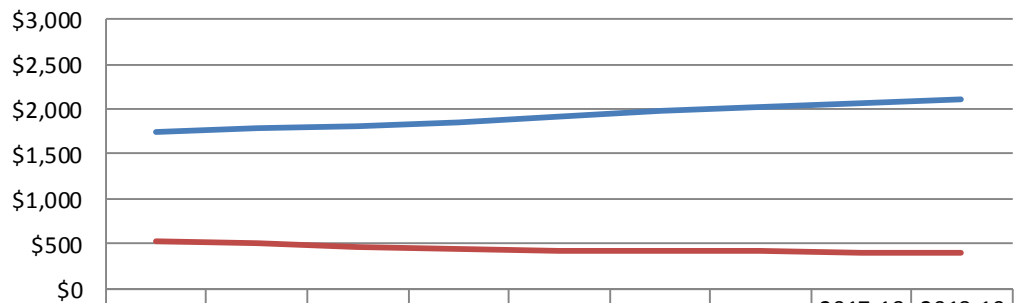


	2017-18 Enacted Budget	2018-19 November Estimate	Change
Total	\$2,506,028	\$2,502,908	(\$3,120)
■ Assistance Collections	\$408,947	\$406,639	(\$2,308)
■ Non-Assistance Collections	\$2,097,081	\$2,096,269	(\$812)

The SFY 2018-19 Child Support Assistance and Non-Assistance Collections estimate for the budget year is based on a linear regression model of actual collections data from July 2015 to June 2017. Based on the analysis, an anticipated 0.6% decrease (\$2.3 million) in assistance collections and a 0.04% decrease (\$812,000) in non-assistance collections, for total collections decrease of \$3.1 million, is projected.

Historical Child Support Program Collections

(Dollars in Millions)



	2010-11	2011-12	2012-13	2013-14	2014-15	2015-16	2016-17	2017-18 (est.)	2018-19 (est.)
Total	\$2,267	\$2,305	\$2,288	\$2,298	\$2,333	\$2,398	\$2,430	\$2,465	\$2,503
— Assistance Collections	\$519	\$515	\$472	\$439	\$427	\$420	\$412	\$409	\$407
— Non-Assistance Collections	\$1,748	\$1,790	\$1,816	\$1,859	\$1,906	\$1,979	\$2,019	\$2,056	\$2,096